


∴ TIPS AND TRICKS TO TAKE CARE OF YOUR LOUPELIGHT 2

TIPS & TRICKS FOR PRACTICE

Please be aware, that there are many different environmental and operational conditions such as reprocessing and handling or storage, which are likely to influence the longevity of electrical cables. Treat your equipment carefully to ensure longevity:




1) Be careful, that your cord does not get caught on equipment, such as dental chairs ...



2) Ensure that you put your mPack mini Power Source with the “head up” in your pocket. Wearing the mPack mini bottom down, the cord can not be ripped out of the plug in the battery pack, thus could lead to intensive stretching and bending which leads to breaking or intensive wear & tear.

For proper handling, we recommend to always use the “mPack mini Belt Clip” that comes along with this shipment.



3) Use the cable holder to guide the cable directly along the frame of your glasses.





4) Always try to keep the cable close to your body or beneath your lab coat. The cable clip can help you to attach the cable as required. Also make sure to keep the cable as short as possible to avoid getting it caught on any equipment. Use the cable holder to coil up the cable. Simply roll it up 2–3 times as seen in the picture:

5) The insulation and sheathing materials of cables may degrade over time when exposed to heat, UV light, ozone, various chemicals (e.g. dental hygiene), excessive flexing, or mechanical action. Ensure proper maintenance and reprocessing as provided in your instruction for use.

HYGIENIC REPROCESSING:

Manual cleaning and disinfection by wiping (Approved reprocessing agents see below):

Cord, Headlight and mPack mini Power Source:

> Quaternary ammonium compounds (e.g. Mikrobac® Tissues by HARTMANN, or PDI® Sani-Cloth® AF3, or PDI® Sani-Cloth® HB), alcoholic (e.g. Incides® N by ECOLAB®), quaternary ammonium compounds + alcohols (e.g. PDI® SUPER Sani-Cloth®) or hydrogen peroxide (e.g. PREempt™ Wipes by Virox® Technologies, Inc.)

HRP, HR Loupes:

> Cleaning: Microfibre cleaning cloth (water, cleaning solutions with a neutral or mildly alkaline pH).
> Disinfection: Microfibre cleaning cloth (isopropyl alcohol, max. 70 % concentration).

Protective Lenses: HRP, HR loupes

> Quaternary ammonium compounds (e.g. Mikrobac® Tissues by HARTMANN, or PDI® Sani-Cloth® AF3, or PDI® Sani-Cloth® HB)

Headband, S-FRAME:

> Quaternary ammonium compounds (e.g. Mikrobac® Tissues by HARTMANN, or PDI® Sani-Cloth® AF3, or PDI® Sani-Cloth® HB)

Immersion disinfection, machine cleaning/disinfection, ultrasound cleaning and sterilisation are not permitted.




We at HEINE Optotechnik strive to improve our products constantly.

Only with your help, are we able to continuously improve and react to market requirements.
Please share your expert opinion with us about your daily routine with the HEINE LoupeLight 2:
service@heine.com.

We are very thankful for your support!

You can find a video on Youtube that explains the various configurations of the HEINE LoupeLight 2.

 **HEINE Optotechnik GmbH & Co. KG**
Dornierstr. 6, 82205 Gilching, Germany
E-Mail: info@heine.com, www.heine.com

